

Basic Concept of Modulation and Demodulation

What is Modulation?

In modulation, a message signal, which contains the information is used to control the parameters of a carrier signal, so as to impress the information onto the carrier.

The Messages

The message or modulating signal may be either:

analogue – denoted by $m(t)$

digital – denoted by $d(t)$ – *i.e.* sequences of 1's and 0's

The message signal could also be a multilevel signal, rather than binary; this is not considered further at this stage.

The Carrier

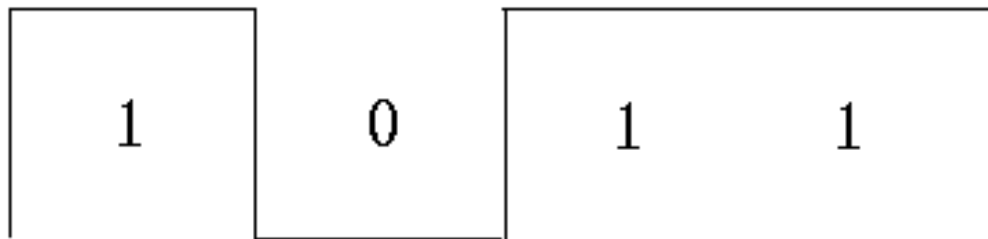
The carrier could be a 'sine wave' or a 'pulse train'.

Consider a 'sine wave' carrier:

$$v_c(t) = V_c \cos(\omega_c t + \varphi_c)$$

- If the message signal $m(t)$ controls amplitude – gives AMPLITUDE MODULATION AM
- If the message signal $m(t)$ controls frequency – gives FREQUENCY MODULATION FM
- If the message signal $m(t)$ controls phase- gives PHASE MODULATION PM or ϕ M

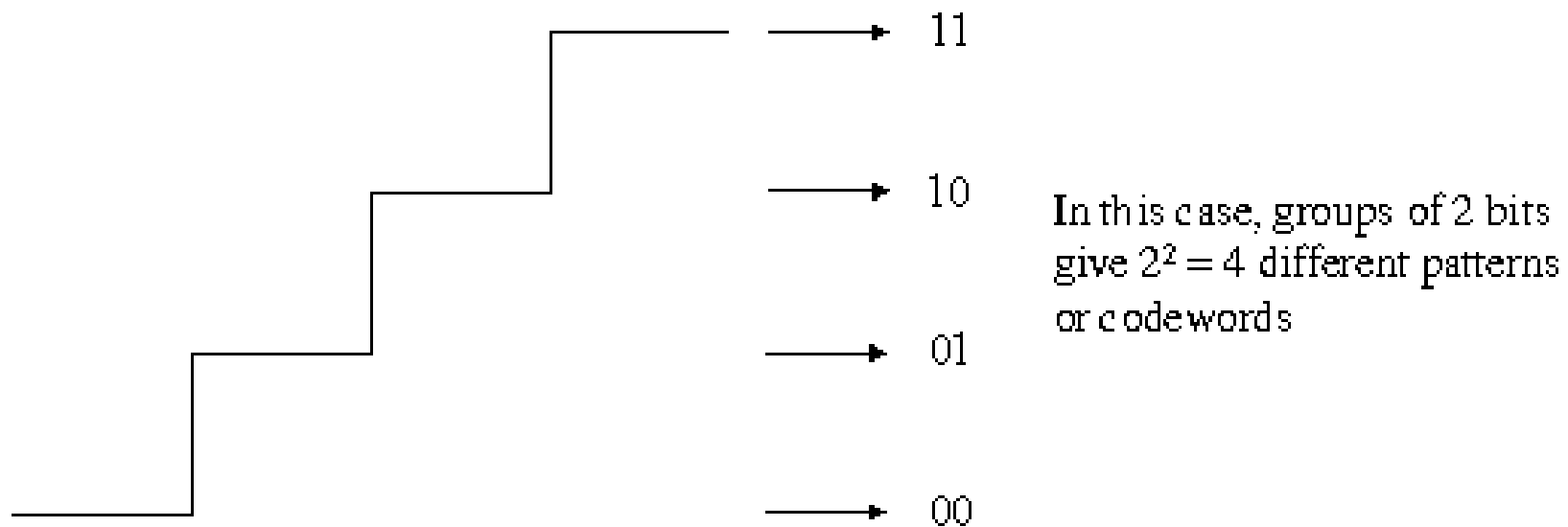
- Considering now a digital message $d(t)$:
If the message $d(t)$ controls amplitude – gives **AMPLITUDE SHIFT KEYING ASK**.
As a special case it also gives a form of Phase Shift Keying (PSK) called **PHASE REVERSAL KEYING PRK**.
- If the message $d(t)$ controls frequency – gives **FREQUENCY SHIFT KEYING FSK**.
- If the message $d(t)$ controls phase – gives **PHASE SHIFT KEYING PSK**.
- In this discussion, $d(t)$ is a binary or 2 level signal representing 1's and 0's



- The types of modulation produced, *i.e.* ASK, FSK and PSK are sometimes described as binary or 2 level, *e.g.* Binary FSK, BFSK, BPSK, *etc.* or 2 level FSK, 2FSK, 2PSK *etc.*
- Thus there are 3 main types of Digital Modulation:
ASK, FSK, PSK.

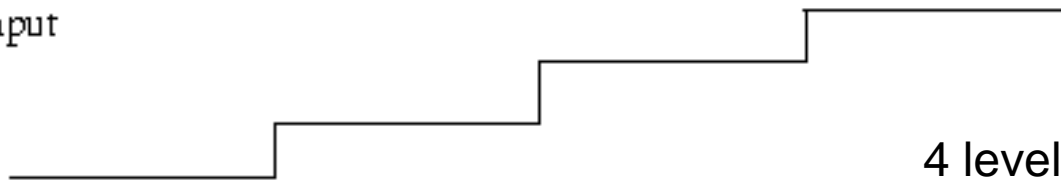
Multi-Level Message Signals

As has been noted, the message signal need not be either analogue (continuous) or binary, 2 level. A message signal could be multi-level or m levels where each level would represent a discrete pattern of 'information' bits. For example, $m = 4$ levels



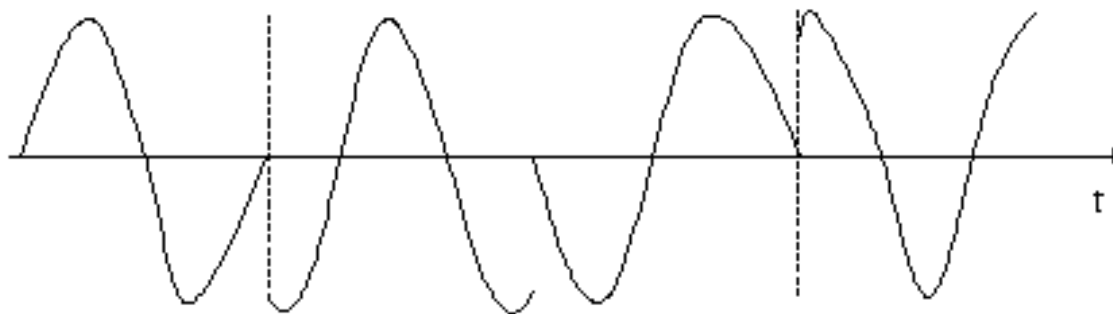
- In general n bits per codeword will give $2^n = m$ different patterns or levels.
- Such signals are often called m -ary (compare with binary).
- Thus, with $m = 4$ levels applied to:
 - Amplitude gives 4ASK or m -ary ASK
 - Frequency gives 4FSK or m -ary FSK
 - Phase gives 4PSK or m -ary PSK

4 level input

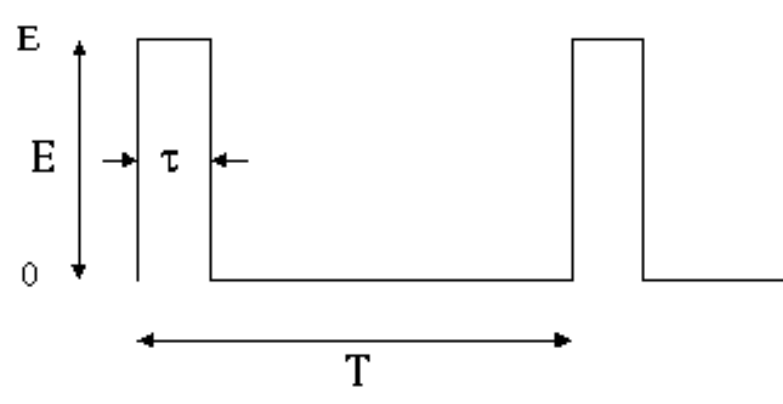


4 level PSK is also called QPSK
(Quadrature Phase Shift Keying).

Output



Consider Now A Pulse Train Carrier



where

$$p(t) = E, 0 < t < \tau$$

$$p(t) = 0, \tau < t < T$$

and

$$p(t) = \frac{E\tau}{T} + \frac{2E\tau}{T} \sum_{n=1}^{\infty} \text{sinc}\left(\frac{n\omega\tau}{2}\right) \cos(n\omega\tau)$$

- The 3 parameters in the case are:
 - Pulse Amplitude E
 - Pulse width τ
 - Pulse position T

Hence:

- If $m(t)$ controls E – gives PULSE AMPLITUDE MODULATION PAM
- If $m(t)$ controls τ - gives PULSE WIDTH MODULATION PWM
- If $m(t)$ controls T - gives PULSE POSITION MODULATION PPM

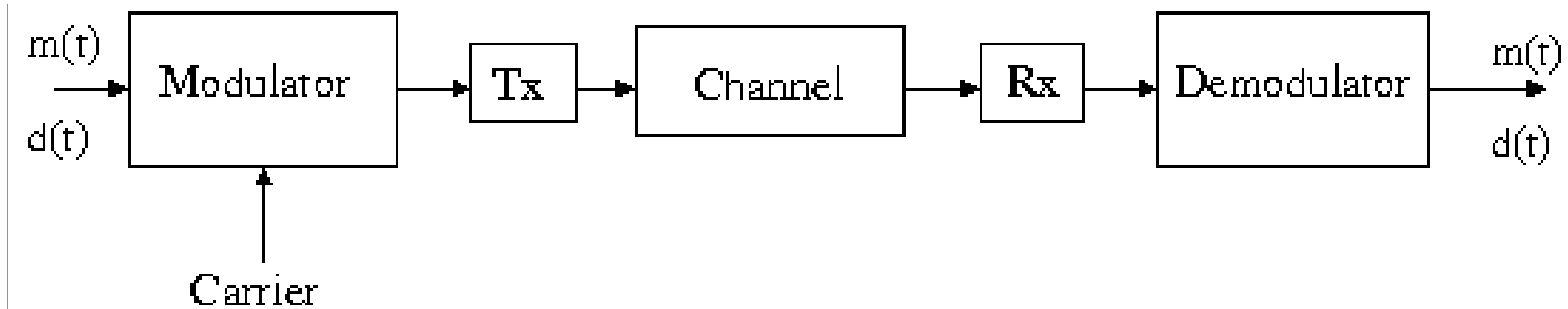
In principle, a digital message $d(t)$ could be applied but this will not be considered further.

Need of Modulation

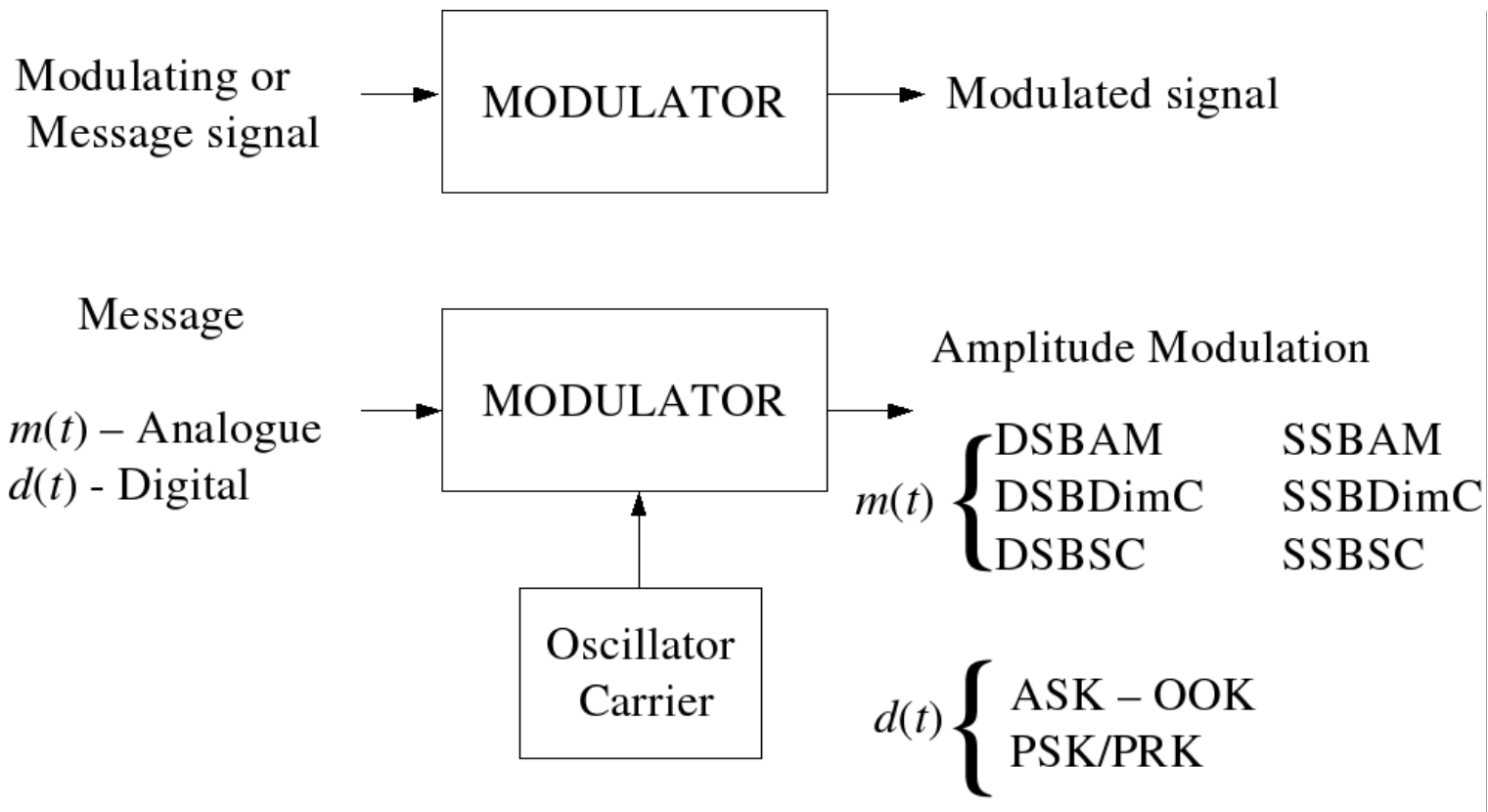
- Practicality of Antenna
- Multiplexing
- To remove interference
- Common Processing
- Effect of Noise is reduced.

What is Demodulation?

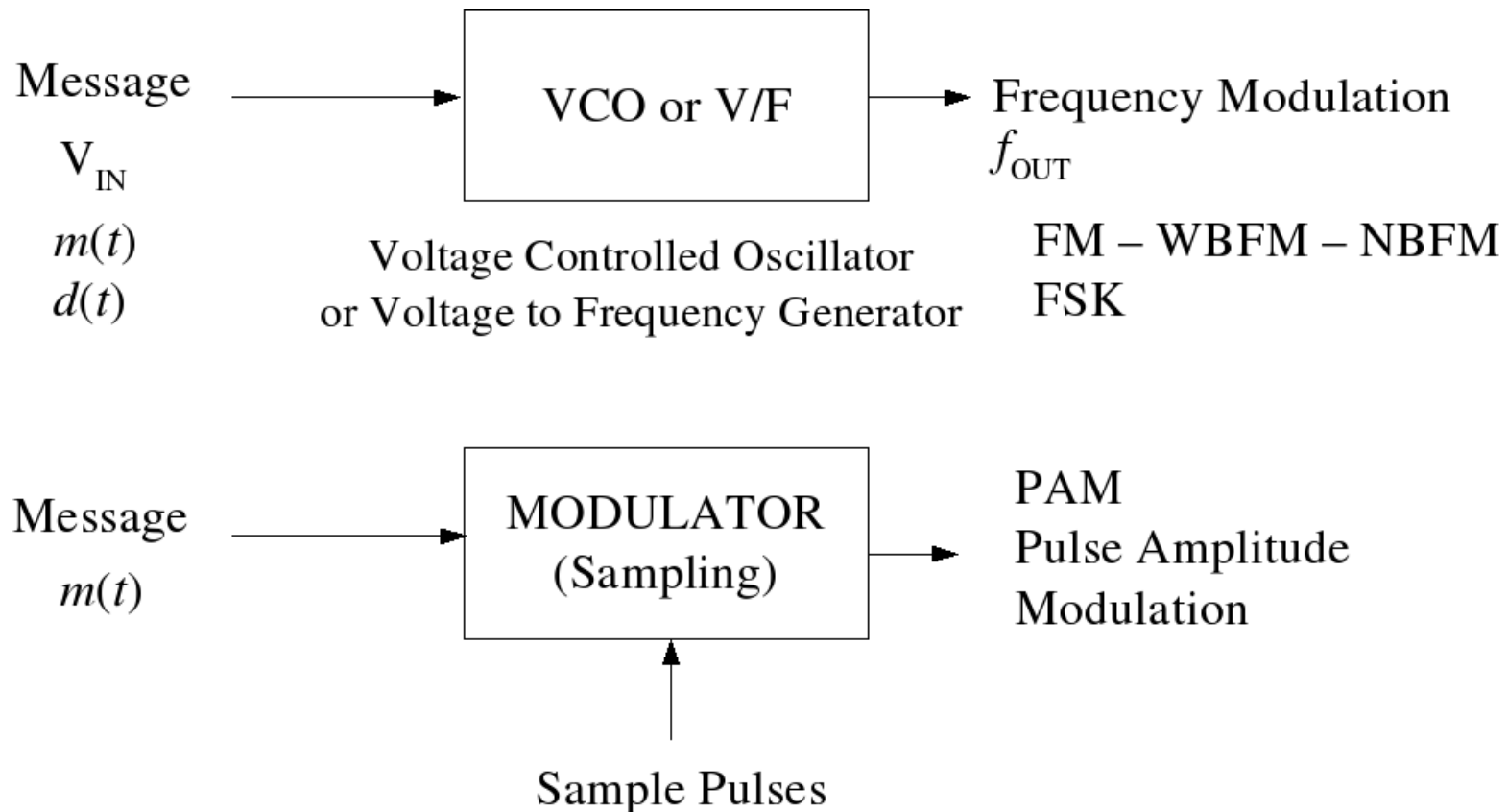
Demodulation is the reverse process (to modulation) to recover the message signal $m(t)$ or $d(t)$ at the receiver.



Summary of Modulation Techniques 1



Summary of Modulation Techniques 2



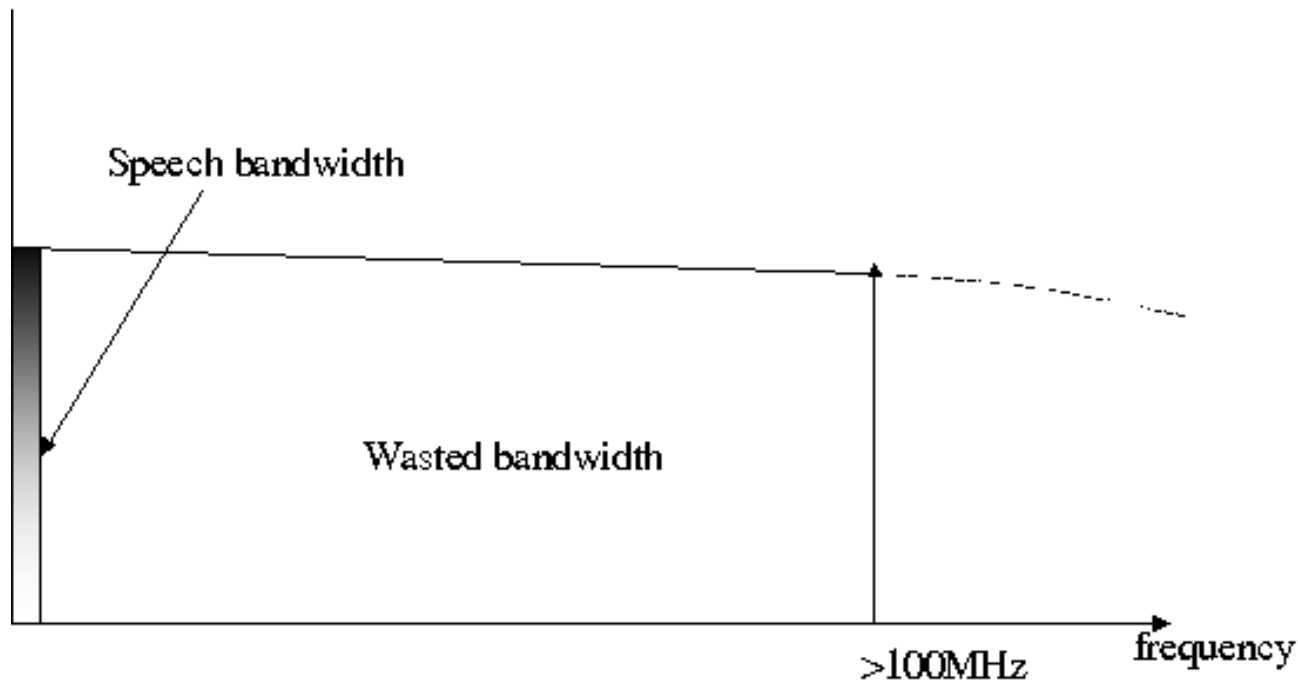
Channels

- Band-limited (e.g. Telephone Channel)
- Power-limited (e.g. Satellite Channel)

Multiplexing

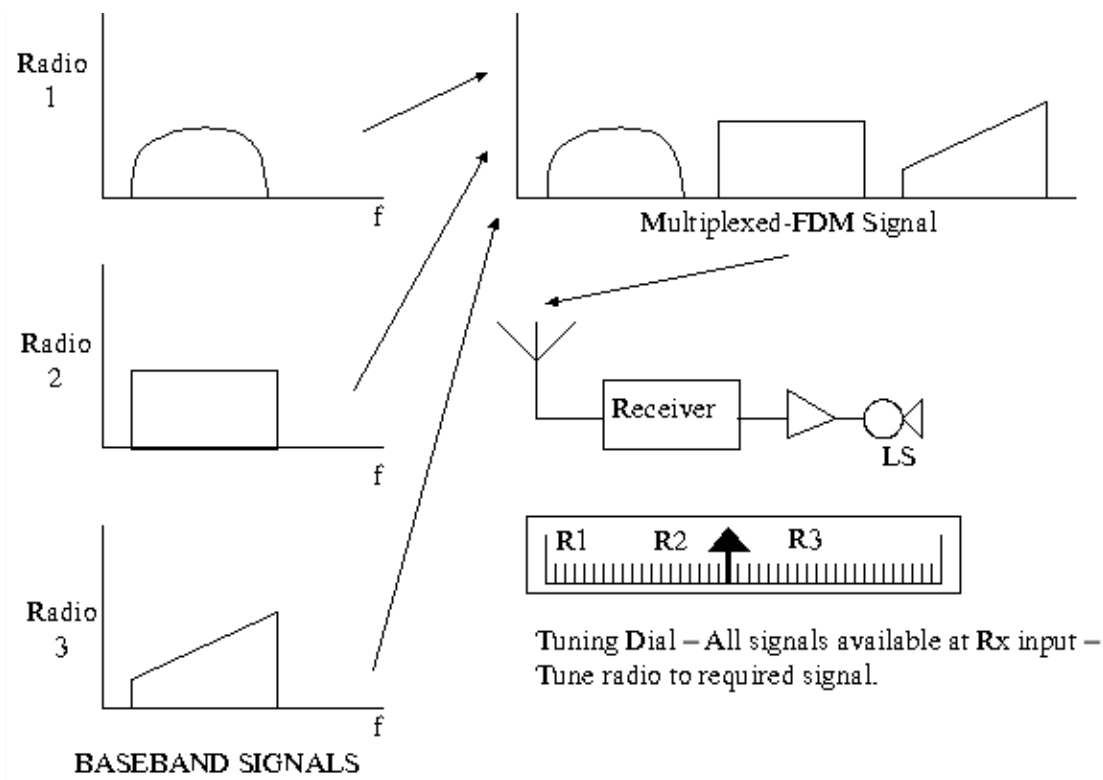
Multiplexing is a modulation method which improves channel bandwidth utilisation.

For example, a co-axial cable has a bandwidth of 100's of Mhz. Baseband speech is only a few kHz

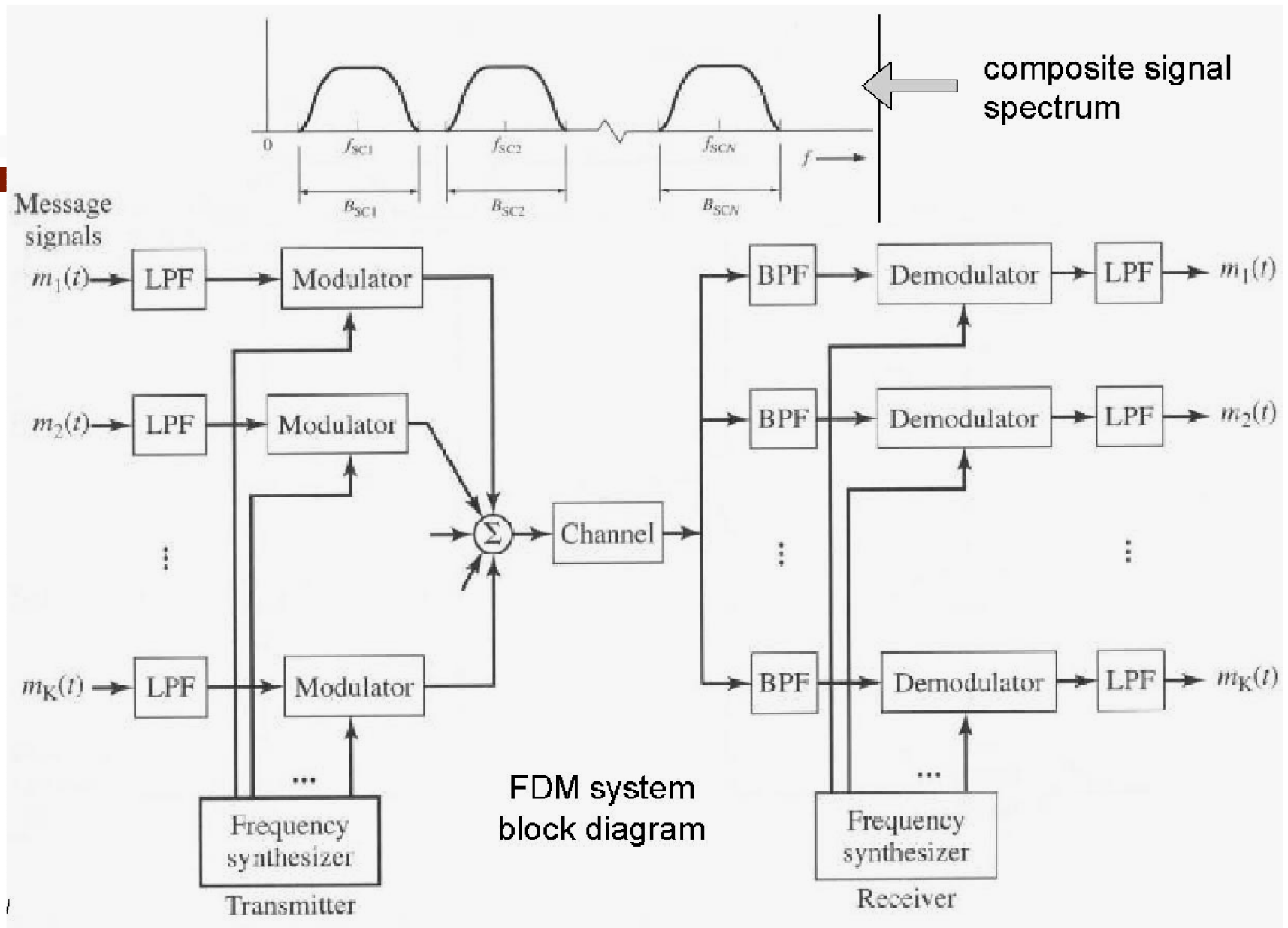


1) Frequency Division Multiplexing FDM

This allows several 'messages' to be translated from baseband, where they are all in the same frequency band, to adjacent but non overlapping parts of the spectrum. An example of FDM is broadcast radio (long wave LW, medium wave MW, etc.)

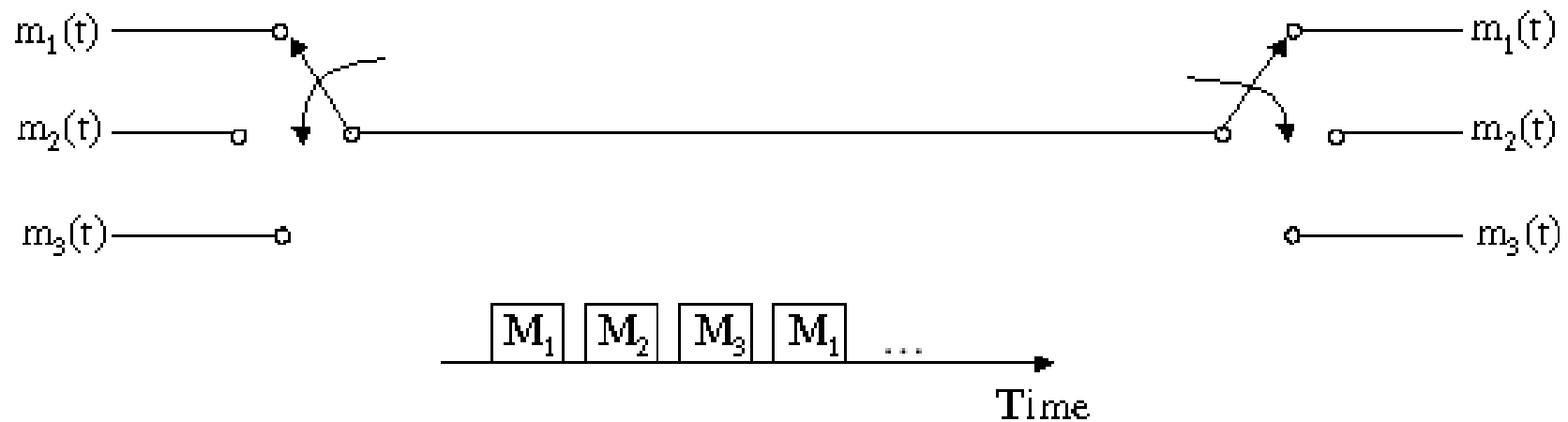


Frequency Division Multiplexing



2) Time Division Multiplexing TDM

TDM is another form of multiplexing based on sampling which is a modulation technique. In TDM, samples of several analogue message symbols, each one sampled in turn, are transmitted in a sequence, *i.e.* the samples occupy adjacent time slots.



Limitations of Communication System

- Noise Limitations
- BW Limitations
- Equipment Limitations