

Lecture 13

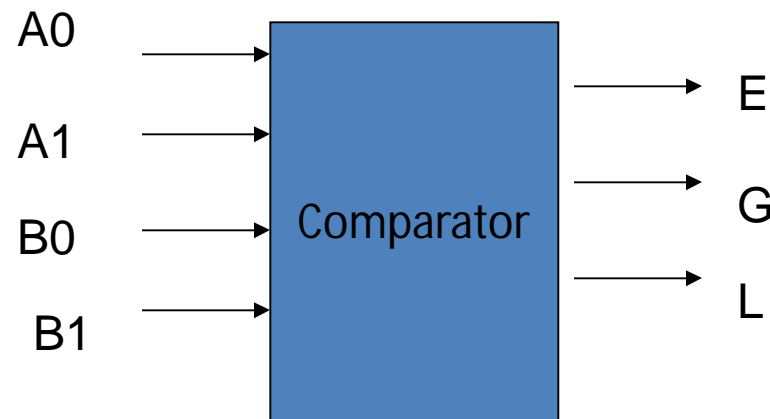
Magnitude Comparator

Magnitude Comparator

- It is a combinational circuit that compares two numbers and determines their relative magnitude
- The output of comparator is usually 3 binary variables indicating:
 - $A > B$
 - $A = B$
 - $A < B$
- For example to design a comparator for 2 bit binary numbers A (A_1A_0) and B (B_1B_0) we do the following steps:

Comparators

- For a 2-bit comparator we have four inputs A_1A_0 and B_1B_0 and three output E (is 1 if two numbers are equal), G (is 1 when $A > B$) and L (is 1 when $A < B$) If we use truth table and KMAP the result is
- $E = A'1A'0B'1B'0 + A'1A0B'1B0 + A1A0B1B0 + A1A'0B1B'0$
or $E = ((A_0 \oplus B_0) + (A_1 \oplus B_1))'$ (see next slide)
- $G = A_1B'1 + A_0B'1B'0 + A_1A_0B'0$
- $L = A'1B_1 + A'1A'0B_0 + A'0B_1B_0$



Truth Table

A0	A1	B0	B1	E	L	G
0	0	0	0	1	0	0
0	0	0	1	0	1	0
0	0	1	0	0	1	0
0	0	1	1	0	1	0
0	1	0	0	0	0	1
0	1	0	1	1	0	0
0	1	1	0	0	1	0
0	1	1	1	0	1	0
1	0	0	0	0	0	1
1	0	0	1	0	0	1
1	0	1	0	1	0	0
1	0	1	1	0	1	0
1	1	0	0	0	0	1
1	1	0	1	0	0	1
1	1	1	0	0	0	1
1	1	1	1	1	0	0

Magnitude Comparator

- From the truth table:

$$E = (0,5,10,15)$$

$$= A1'A0'B1'B0' + A1'A0B1'B0 + A1A0'B1B0' + A1A0B1B0$$

Magnitude Comparator

- $A > B$ means

A1	B1	Y1
0	0	0
0	1	0
1	0	1
1	1	0

if $A1=B1$ ($X1=1$) then $A0$ should be 1 and $B0$ should be 0

A0	B0	Y0
0	0	1
0	1	0
1	0	0
1	1	0

For $A > B$: $A1 > B1$ or $A1 = B1$ and $A0 > B0$

It means $Y = A1B'1 + X1A0B'0$ should be 1 for $A > B$

Magnitude Comparator

- For $B > A$ $B_1 > A_1$

or

$$A_1 = B_1 \text{ and } B_0 > A_0$$

$$z = A'_1 B_1 + X_1 A'_0 B_0$$

- The procedure for binary numbers with more than 2 bits can also be found in the similar way. For example next slide shows the 4-bit magnitude comparator, in which

$$(A = B) = x_3 x_2 x_1 x_0$$

$$(A > B) = A_3 B'_3 + x_3 A_2 B'_2 + x_3 x_2 A_1 B'_1 + x_3 x_2 x_1 A_0 B'_0$$

$$(A < B) = A'_3 B_3 + x_3 A'_2 B_2 + x_3 x_2 A'_1 B_1 + x_3 x_2 x_1 A'_0 B_0$$

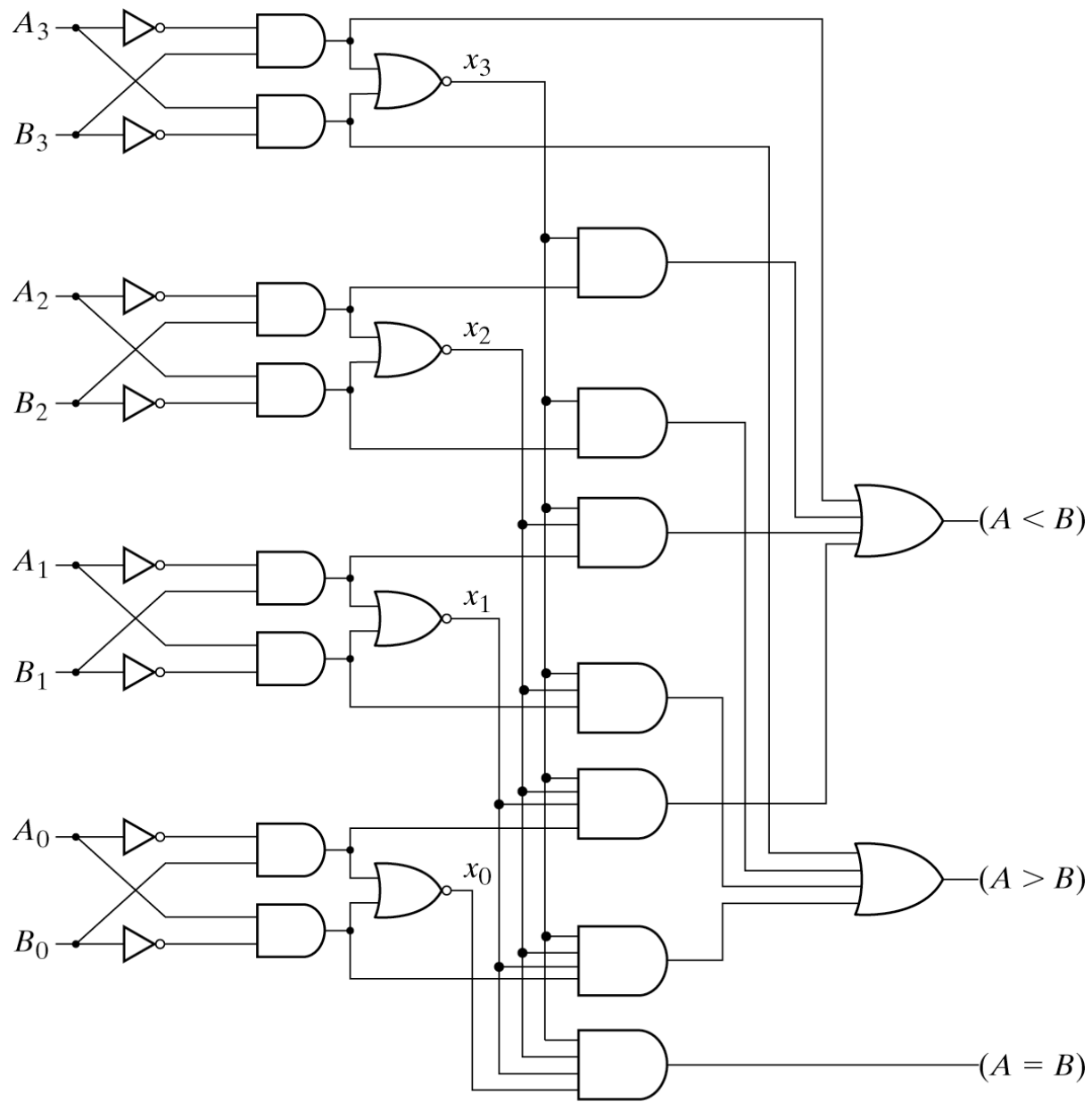
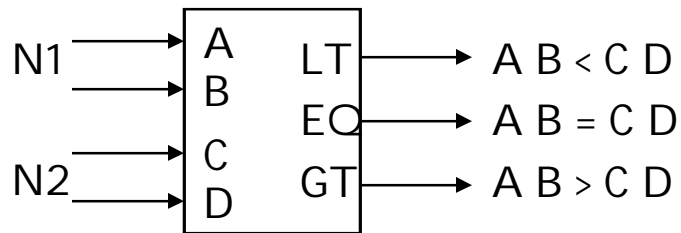


Fig. 4-17 4-Bit Magnitude Comparator

Design example: two-bit comparator

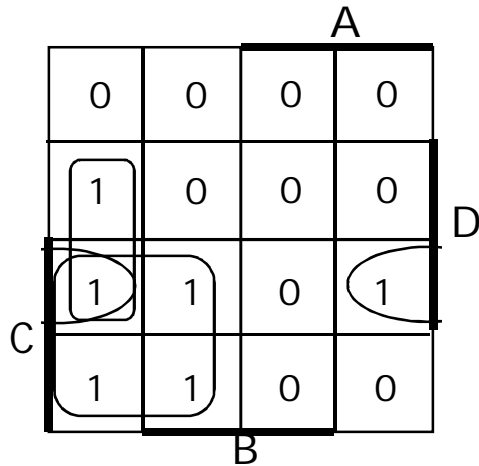


block diagram
and
truth table

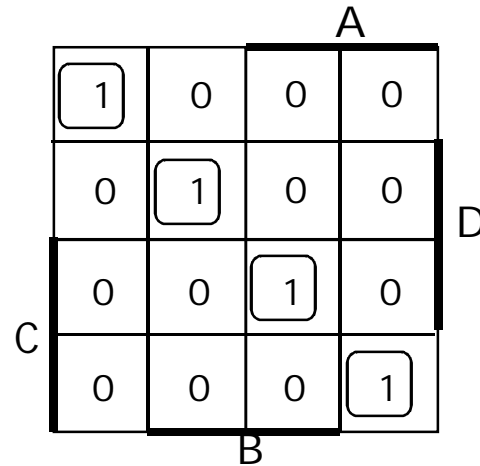
A	B	C	D	LT	EQ	GT
0	0	0	0	0	1	0
		0	1	1	0	0
		1	0	1	0	0
		1	1	1	0	0
0	1	0	0	0	0	1
		0	1	0	1	0
		1	0	0	1	0
		1	1	0	1	0
1	0	0	0	0	0	1
		0	1	0	0	1
		1	0	0	1	0
		1	1	0	1	0
1	1	0	0	0	0	1
		0	1	0	0	1
		1	0	0	0	1
		1	1	0	1	0

we'll need a 4-variable Karnaugh map
for each of the 3 output functions

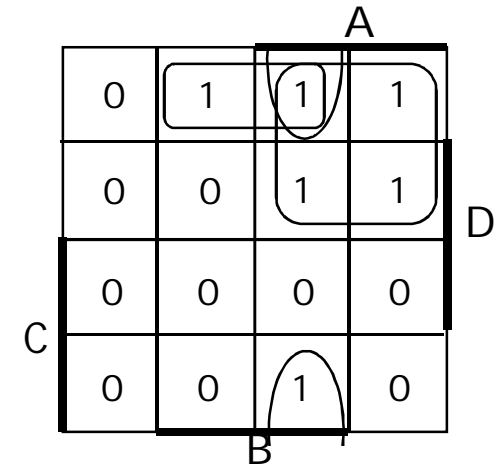
Design example: two-bit comparator (cont'd)



K-map for LT



K-map for EQ



K-map for GT

$$LT = A' B' D + A' C + B' C D$$

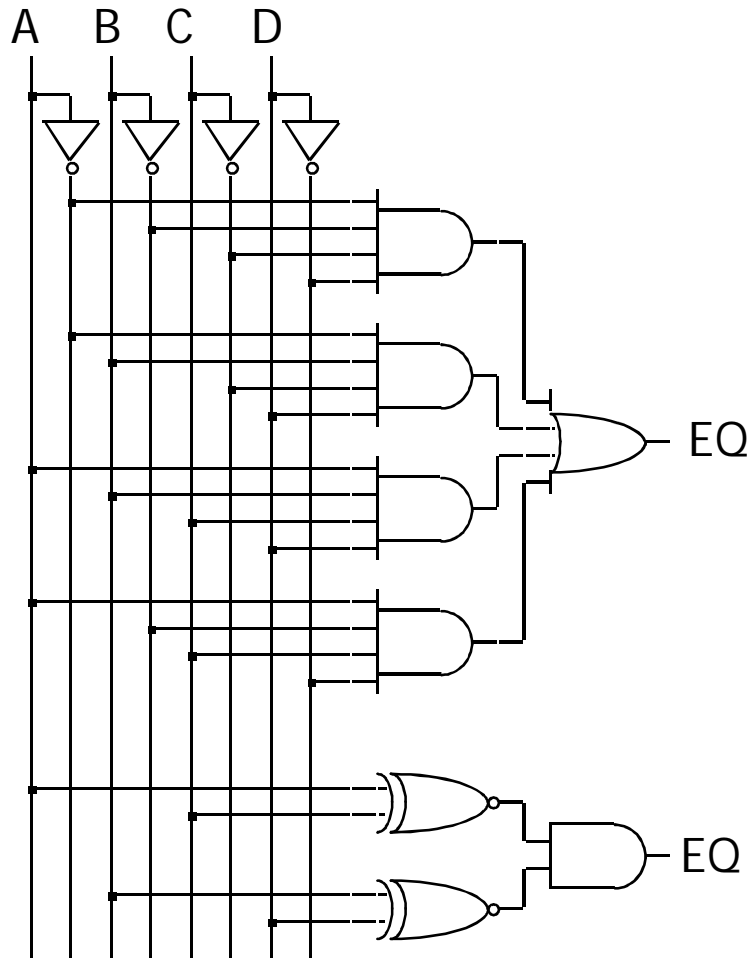
$$EQ = A'B'C'D' + A'BC'D + ABCD + AB'CD' = (A \text{ xnor } C) \cdot (B \text{ xnor } D)$$

$$GT = B C' D' + A C' + A B D'$$

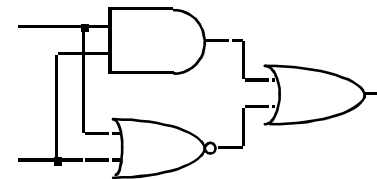
Canonical PofS vs minimal?

LT and GT are similar (flip A/C and B/D)

Design example: two-bit comparator (cont'd)



two alternative implementations of EQ with and without XOR



XNOR is implemented with at least 3 simple gates