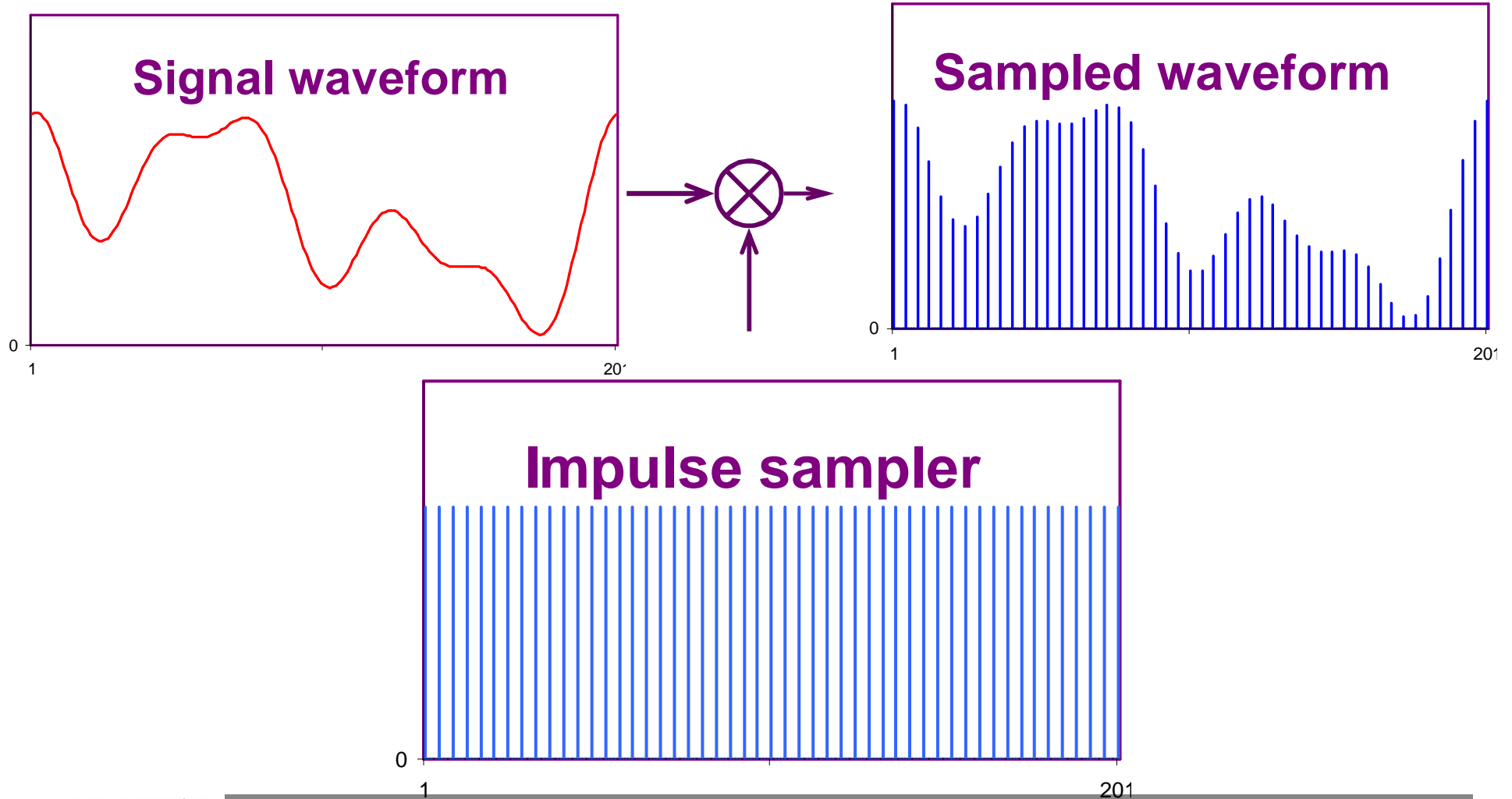


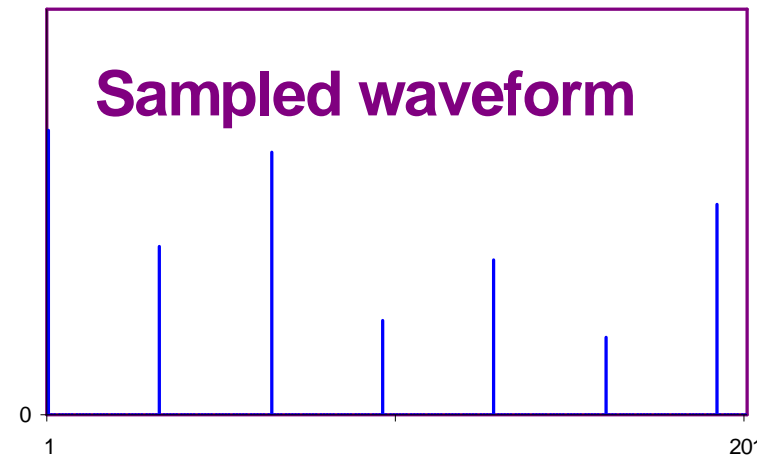
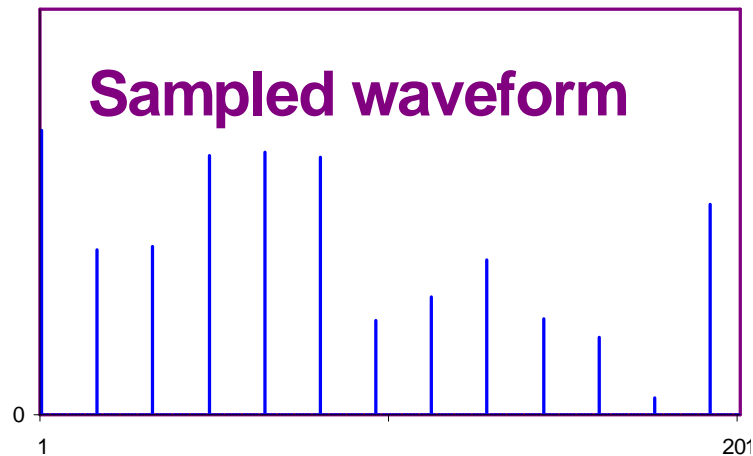
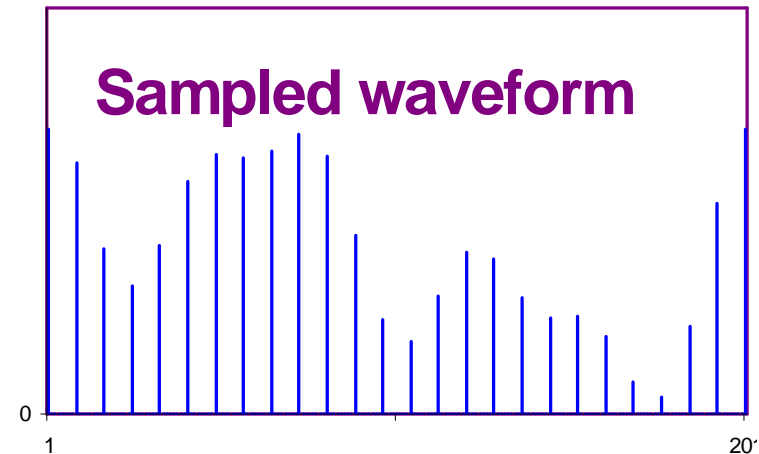
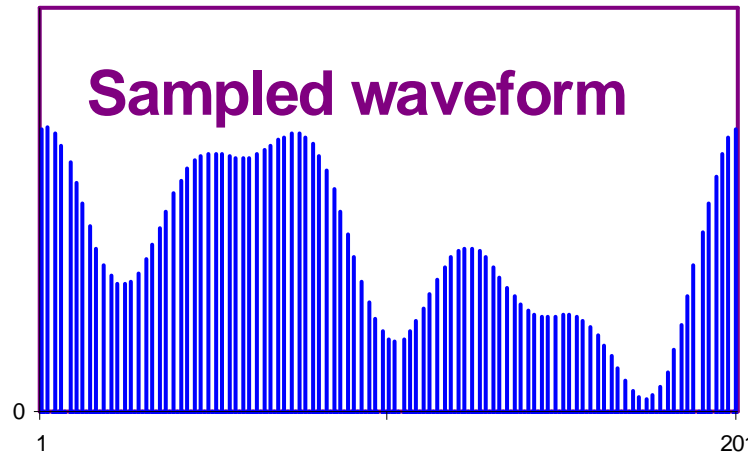
SAMPLING THEOREM

UNIT 2

Impulse Sampling



Impulse Sampling with increasing sampling time T



Quantization

- Sampling results in a series of pulses of varying amplitude values ranging between two limits: a min and a max.
- The amplitude values are infinite between the two limits.
- We need to map the *infinite* amplitude values onto a finite set of known values.
- This is achieved by dividing the distance between min and max into L zones, each of height Δ .

$$\Delta = (\max - \min)/L$$

Quantization Levels

- The midpoint of each zone is assigned a value from 0 to $L-1$ (resulting in L values)
- Each sample falling in a zone is then approximated to the value of the midpoint.

Quantization Zones

- Assume we have a voltage signal with amplitudes $V_{\min} = -20\text{V}$ and $V_{\max} = +20\text{V}$.
- We want to use $L=8$ quantization levels.
- Zone width $\Delta = (20 - -20)/8 = 5$
- The 8 zones are: -20 to -15, -15 to -10, -10 to -5, -5 to 0, 0 to +5, +5 to +10, +10 to +15, +15 to +20
- The midpoints are: -17.5, -12.5, -7.5, -2.5, 2.5, 7.5, 12.5, 17.5

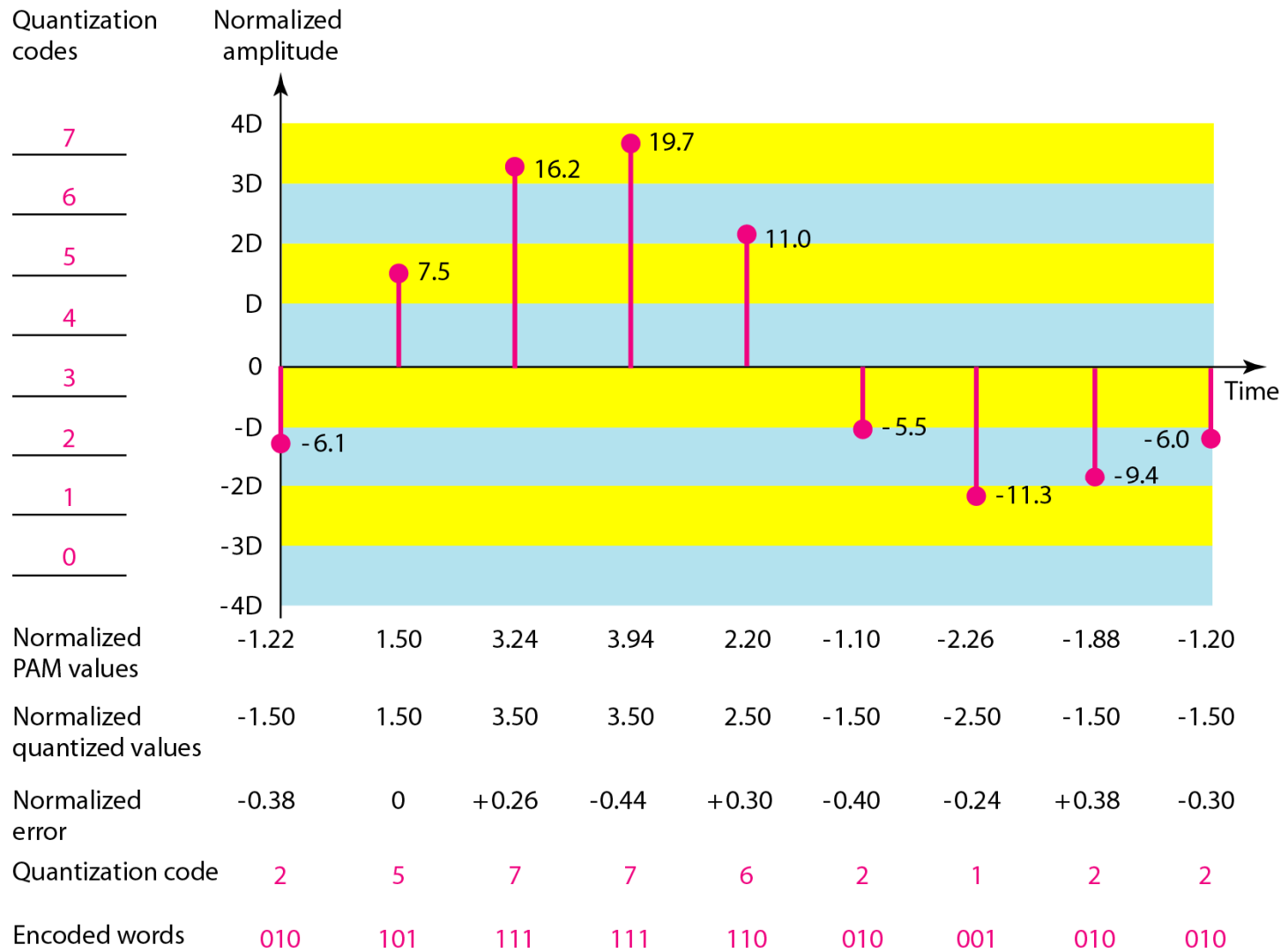
Assigning Codes to Zones

- Each zone is then assigned a binary code.
- The number of bits required to encode the zones, or the number of bits per sample as it is commonly referred to, is obtained as follows:

$$n_b = \log_2 L$$

- Given our example, $n_b = 3$
- The 8 zone (or level) codes are therefore: 000, 001, 010, 011, 100, 101, 110, and 111
- Assigning codes to zones:
 - 000 will refer to zone -20 to -15
 - 001 to zone -15 to -10, etc.

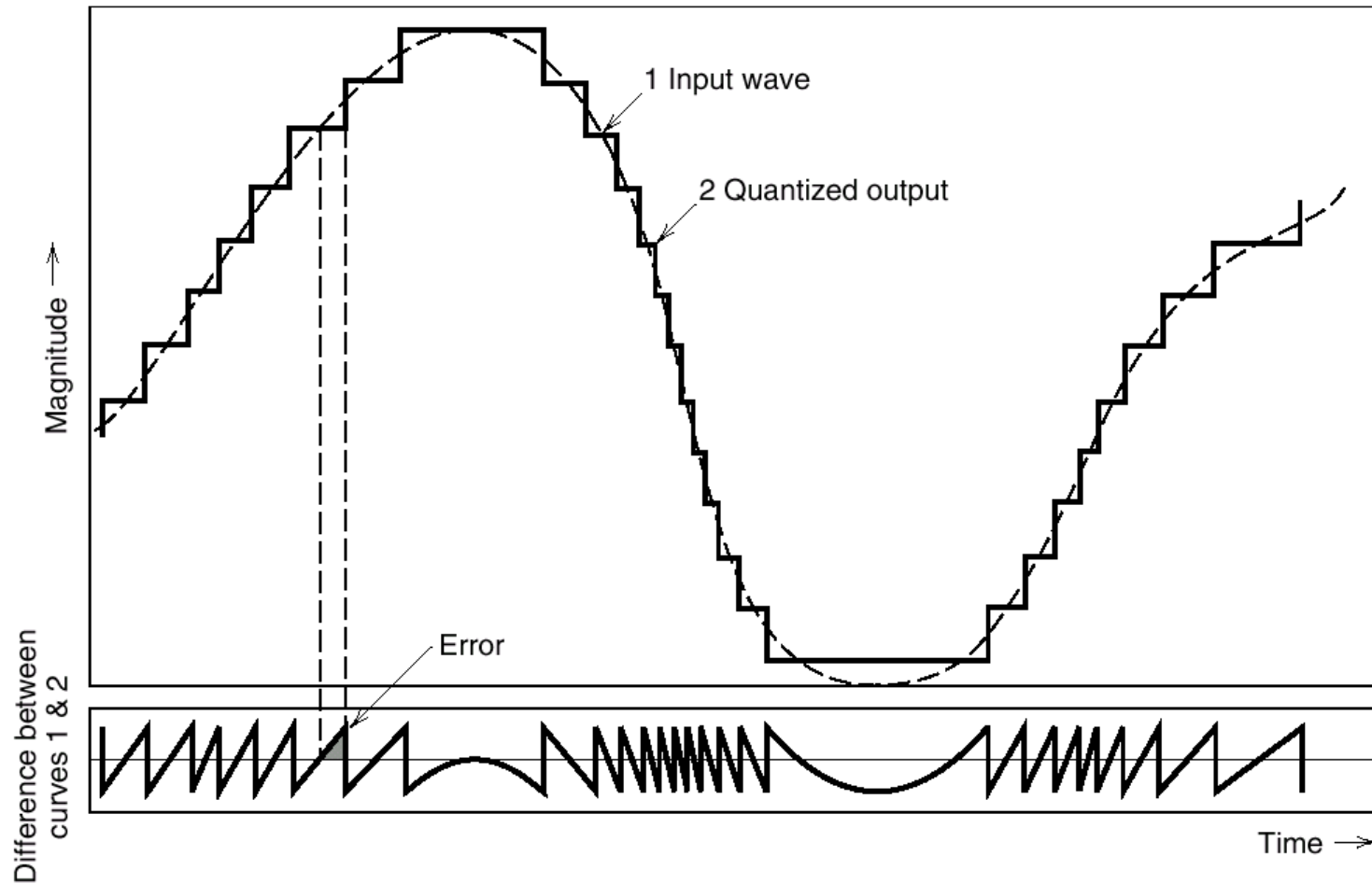
Quantization and encoding of a sampled signal



Quantization Error

- When a signal is quantized, we introduce an error - the coded signal is an approximation of the actual amplitude value.
- The difference between actual and coded value (midpoint) is referred to as the quantization error.
- The more zones, the smaller Δ which results in smaller errors.
- BUT, the more zones the more bits required to encode the samples -> higher bit rate

Quantization Noise



Example

- SNR for varying number of representation levels for sinusoidal modulation $1.8+6 X$ dB

Number of representation level L	Number of Bits per Sample, R	SNR (dB)
32	5	31.8
64	6	37.8
128	7	43.8
256	8	49.8