



ANTENNAS , WAVE PROPAGATION &TV ENGG

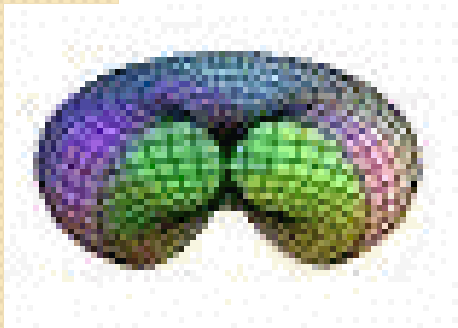


Topics to be covered

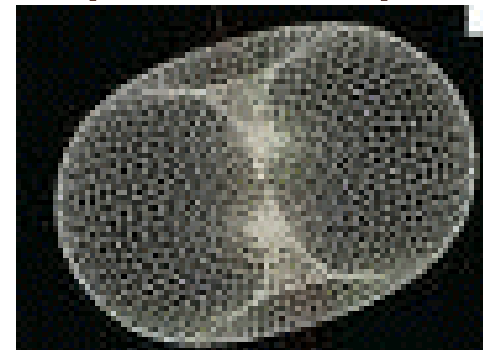
- Isotropic Antenna

Isotropic Antenna

- The isotropic antenna is a hypothetical point source.
- It does not exist in reality but is considered as an important starting point considering different
- antennas from the theoretical to the practical
- The pattern is a Cardioid - a donut shape or a sphere




**Dipole Radiation
Pattern**




Antenna Theory

- A theoretical antenna (Isotropic) has a perfect 360 degree vertical and horizontal beamwidth
- This is a reference for **all** antennas



Side View
(Vertical Pattern)



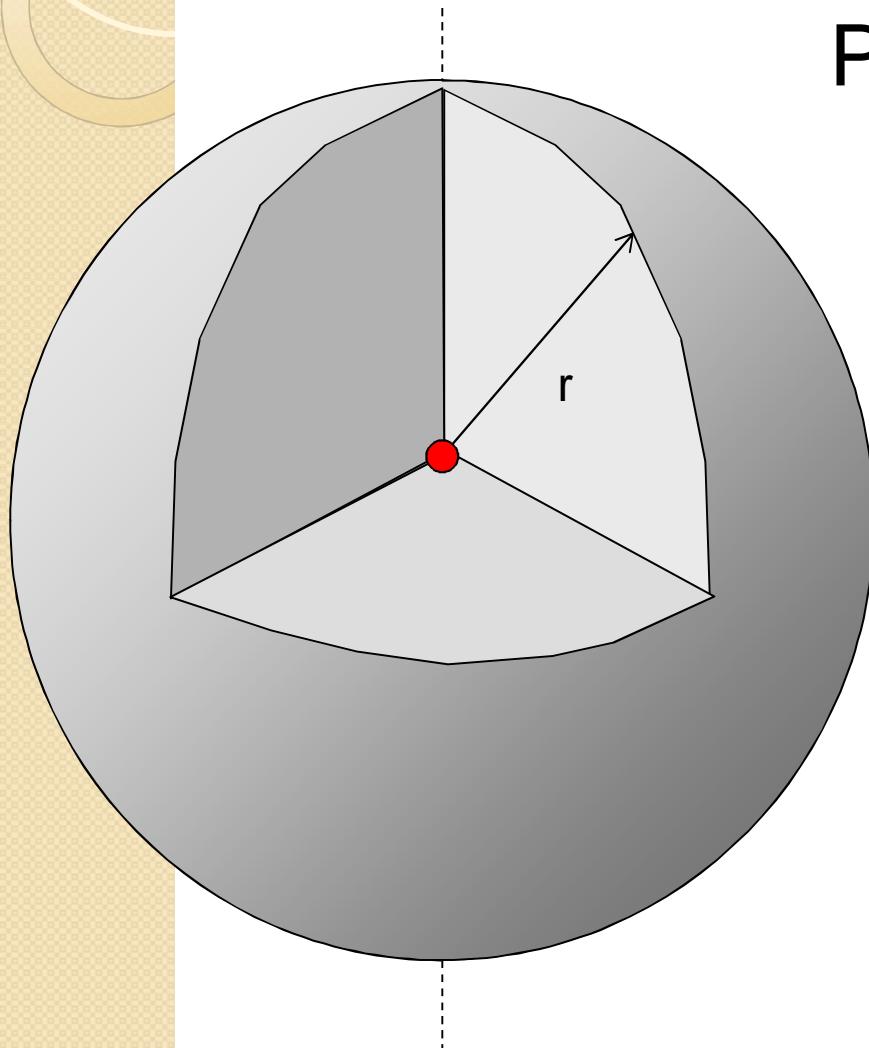
Top View
(Horizontal Pattern)

Isotropic Radiators

- An isotropic antenna is one which radiates equally in all directions.
- If the total power radiated by the isotropic antenna is P , then the power is spread over a sphere of radius r , so that the power density S at this distance in any direction is given as:

$$S = \frac{P}{\text{area}} = \frac{P}{4\pi r^2}$$

PFD: Isotropic Radiator



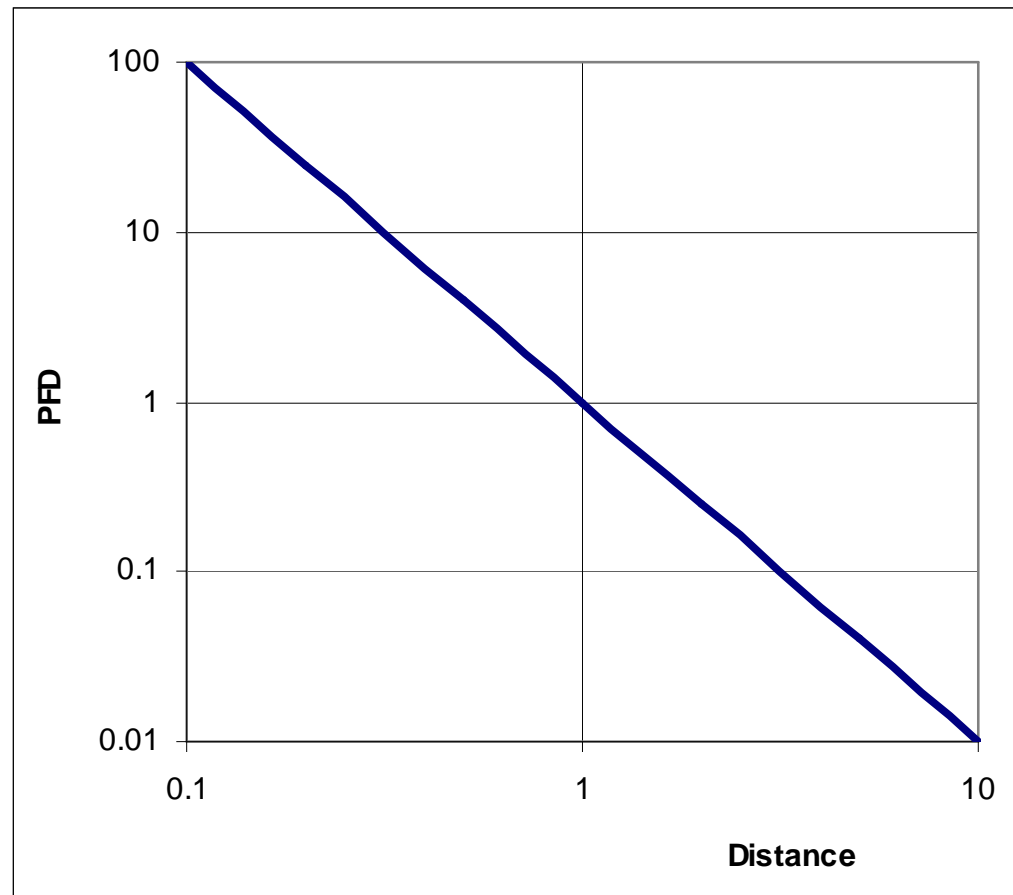
Power Flux Density (PFD)

$$PFD = \frac{P_T}{4\pi r^2}$$

Notes

- Loss-less propagation medium assumed
- Isotropic radiator cannot be physically realized
- PFD does not depend on frequency/ wavelength

PFD: Distance Dependence

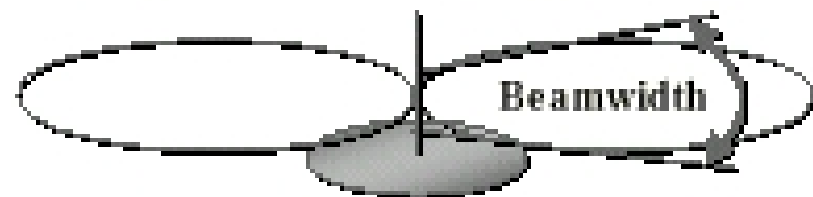


PFD: Real Antenna

- PFD produced by physically realizable antennas depends on
 - power and distance (as isotropic source)
 - horizontal direction angle (θ)
 - vertical direction angle (φ)

High Gain Omnidirectionals

- High gain omnidirectional antennas will create more coverage area in far distances, but the energy level directly below the antenna will become lower, and coverage here may be poor



Area of Poor Coverage Directly
Under the Antenna

Half-wave Dipole (Hertz) Antenna

- An antenna having a physical length that is one-half wavelength of the applied frequency is called a **Hertz antenna** or a **half-wave dipole antenna**.
- Hertz antennas are not found at frequencies below **2MHz** because of the physical size needed of the antenna to represent a half-wave

The Antenna Formula

$$\lambda = c/f = \frac{186,000 \text{ mi/sec}}{\text{frequency of the signal}}$$

- c is the speed of light

λ is the wavelength of the signal

λ use 3×10^8 when dealing in meters for the speed of light

The Antenna Formula - applied

- If a half-wave dipole antenna needed to be constructed for a 60 Hz signal, how large would it need to be?

$$\lambda = c/f = \frac{186,000 \text{ mi/sec}}{60} = 3100 \text{ mi}$$

$$\lambda/2 = 1550 \text{ miles!}$$