
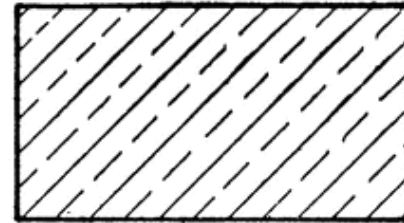


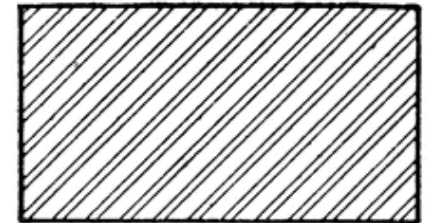
CAST IRON  
(METAL IN GENERAL)



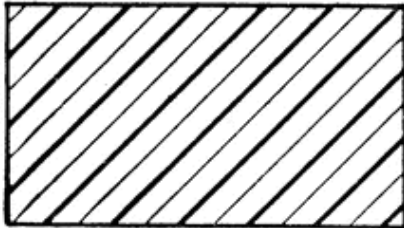
BABBITT  
(LEAD, &c.)



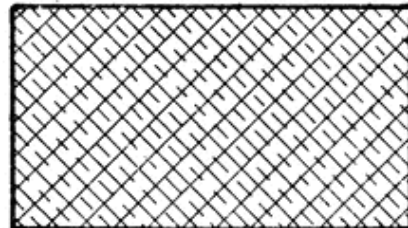
BRASS  
(BRONZE OR COMPOSITION)




CAST STEEL




WROUGHT IRON




COPPER



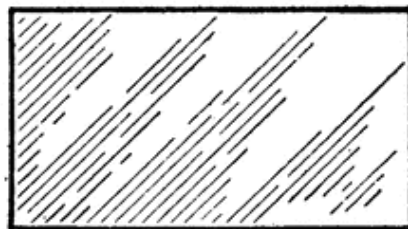
WROUGHT STEEL



FACE HARDENED  
STEEL



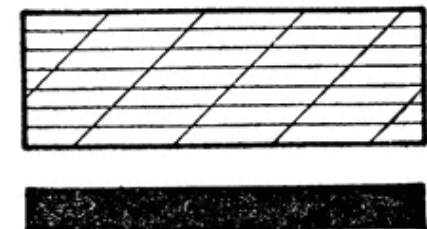
LEATHER  
(OTHER FLEXIBLE MATERIALS)



GLASS



LIQUID



INSULATING  
MATERIAL

## CONVENTIONAL REPRESENTATION OF ENGINEERING MATERIALS

As a variety of materials are used for machine components in engineering applications, it is preferable to have different conventions of section lining to differentiate between various materials. Some of the conventions in use are shown above